

SPECIAL EQUIPMENT

agria 9600

remote controlled high grass rotary mulcher

agria
special

One **agria**. Many possibilities!



The innovative remote controlled rotary mulchers from Agria are your ideal partner for roadside and recreational mowing. With its low weight design and a low center of gravity they do excellent work on steep slopes. We would like to introduce the functional principle of agria 9600-80 and agria 960-112 and let you know the advantages of the professional machines. Have fun exploring!



High climbing ability and outstanding productivity without turning


The professional machines are designed for a continuous operation on slopes up to 50° (120%). The remote control allows the operator to stay away from the dangerous working area.

Saving time by mowing in either direction:

No turning required - just drive the next line in the opposite direction.

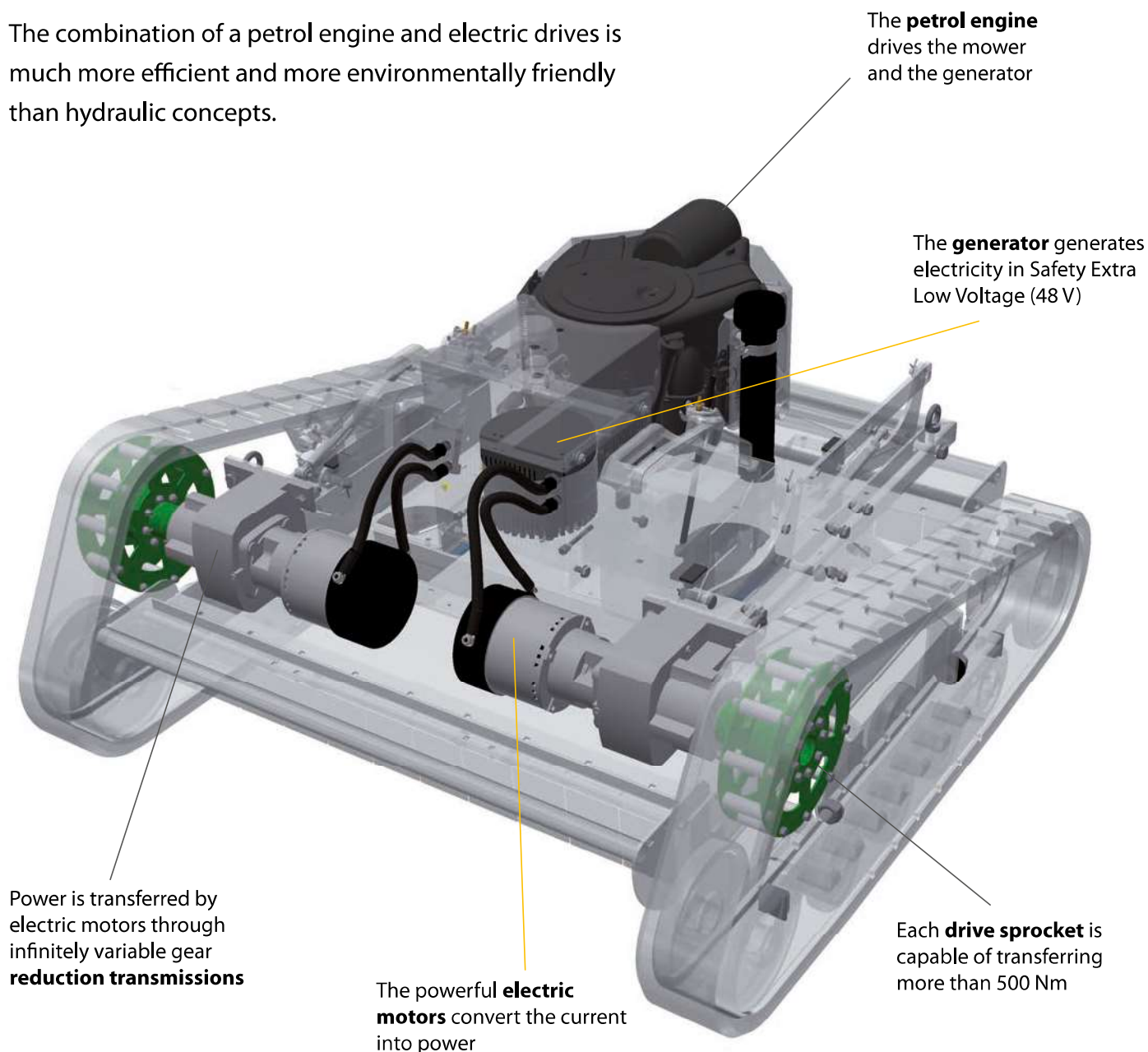
The mulching result is exactly the same in every direction.

The ability of a working speed up to 10 km/h makes unrivaled short work of most any steep projects.



Innovative Hybrid Drive Concept

The combination of a petrol engine and electric drives is much more efficient and more environmentally friendly than hydraulic concepts.



The innovative Hybrid Drive Concept reduces the lubricants to an absolute minimum and stands for a very environmentally friendly use also in sensitive areas such as water protection areas.

agria
special

Agria Replacement-Fuel-Canisters

With the Agria Replacement-Fuel-Canister system refuelling is easy and safe even in difficult terrain. The canisters can be removed, replaced and reconnected easily.

The fuel capacity allows appr. 6 hours of continuous cutting.



agria
special



Safe loading

Four cast eye bolts are provided for conveniently locating tie-down hooks when transporting. The fuel canisters are secured in place by a retainer.



Easy transport

Due to its small width, the agria 9600-80 can be easily transported to the site by a van.



Implements and Options

- **Side mower:**

Electrically driven side mower for mowing close to the edge and for cleaning out stakes/obstacles
(available as an attachment for 9600 111)

- **Tilt sensor:**

if the remote control tilt over 90° (eg when the operator falls) the machine switches off automatically
(available as an option)

- **LED strobe light:**

when starting the machine the conspicuous LED strobe light is switched on automatically
(available as an option)

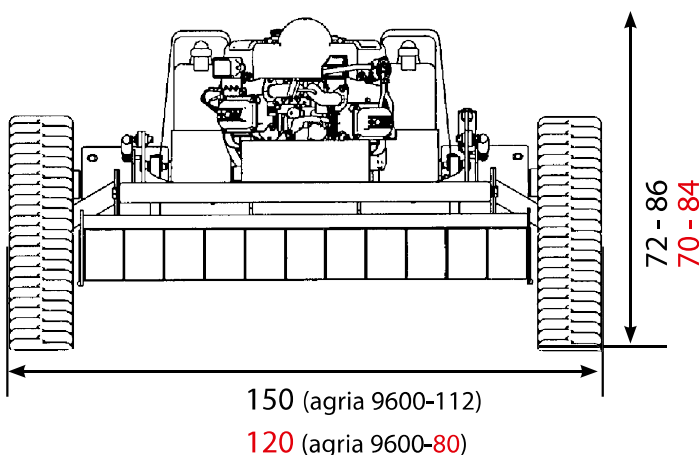
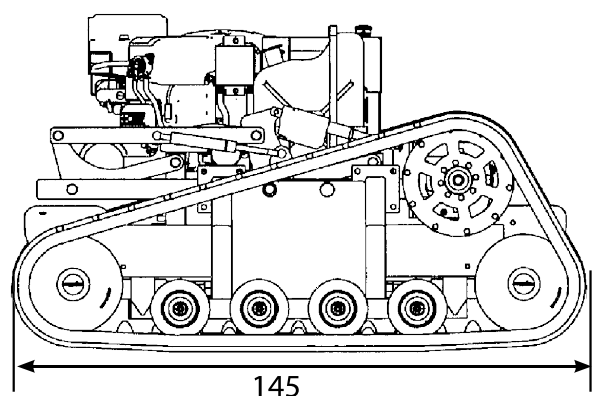
- **Blades for first cut of spring grass:**

For a clean first cut of particularly fine and light growth
(available as an accessory)



agria
special

Dimensions in cm



PRODUCT RANGE



The products which are offered in the catalog **Professional Solutions 2019**, are professional equipment for landscapers, for municipalities and for professional end user.



The remote controlled products of the **agria special** line require increased explanation and instruction and can be sold only by Agria-Werke GmbH authorized dealer.



Become an agria follower:
www.facebook.com/agriawerke



Visit us at YouTube:
www.youtube.com/agriawerke

agria

Agria-Werke GmbH
Bittelbronner Straße 42 · D-74219 Möckmühl
Tel. +49 6298 39-0 · Fax +49 6298 39-111
info@agria.de · www.agria.de

